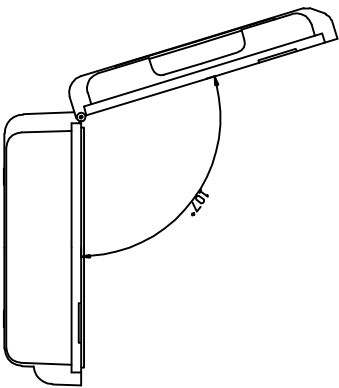
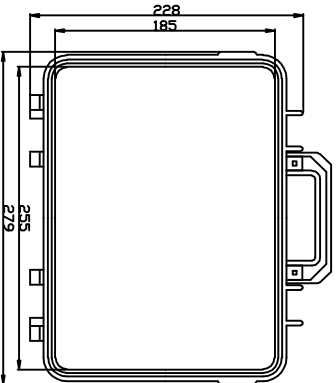
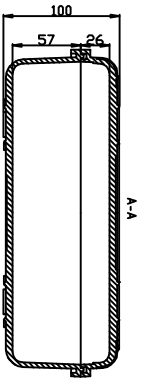
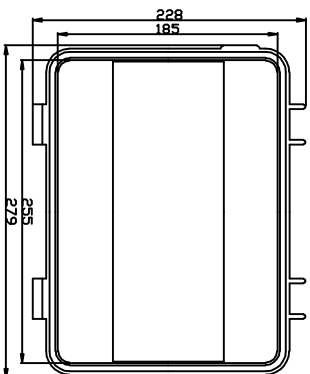
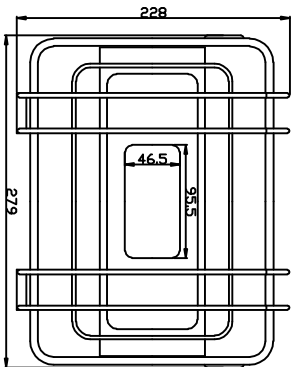
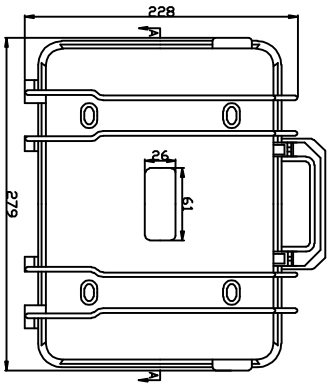


BASIC SIZE	0-3	>3-6	>6-10	>10-18	>18-30	>30-50	>50-80	>80-120	>120-180	>180-250
DIMS TOLERANCE	±0.14	±0.18	±0.22	±0.27	±0.33	±0.39	±0.46	±0.54	±0.63	±0.72



THE MACHINING TOLERANCES		NAME	DATE
UNSPECIFIED TOLERANCES FOLLOW GB/1804-1992 IT13		DRAWN	
FDAM TOLERANCES		ENG APPR	
THE ANGLE TOLERANCES	±1°	QTY	1
FIRST ANGLE PROJECTION		SCALE	1:1
		UNIT	mm
		DD NOT SCALE DRAWING	
		SHEET 1	DF 1
 <b>DRX EVEREST</b> WWW.EVERESTCASE.COM		TITLE	EVEREST CASE
		MATERIAL	ABS
		/PART NO	EPC010